


City of Mineola, Texas
Quarterly Investment Report
Quarter Ending September, 2024

Portfolio	9/30/2024	9/30/2023
	Value	Value
Cash	\$ 2,264,029.52	\$ 2,912,571.90
Investment Pools	\$ 4,391,239.84	\$ 5,268,312.67
Certificates of Deposit	\$ -	\$ 612,923.65
Total Investments	\$ 6,655,269.36	\$ 8,793,808.22


Interest Earned YTD	\$ 307,661.19
Interest Earned YTD 2023	\$ 366,080.21
Weighted Average Yield	3.69%
Weighted Average Maturity	0.34

The above investment was made in accordance with the City of Mineola Investment Policy.



 Cindy Karch
 Finance Director

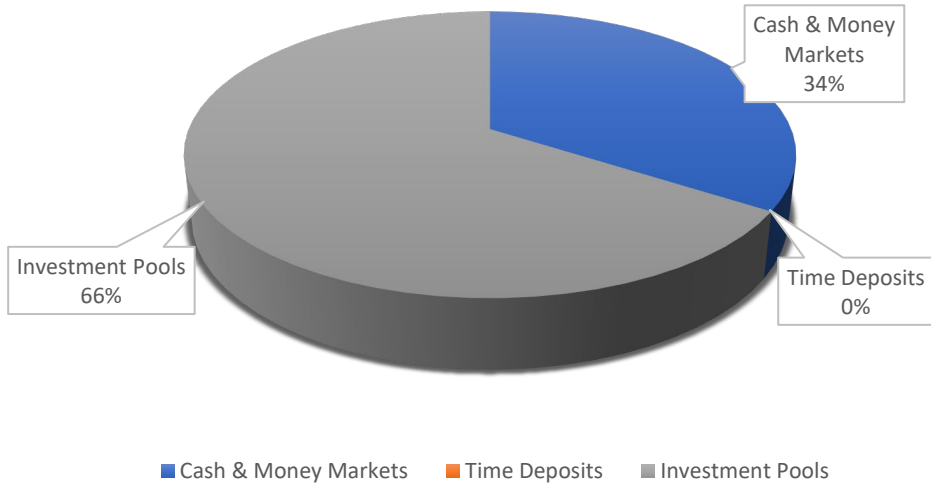
 11/22/2024
 Date



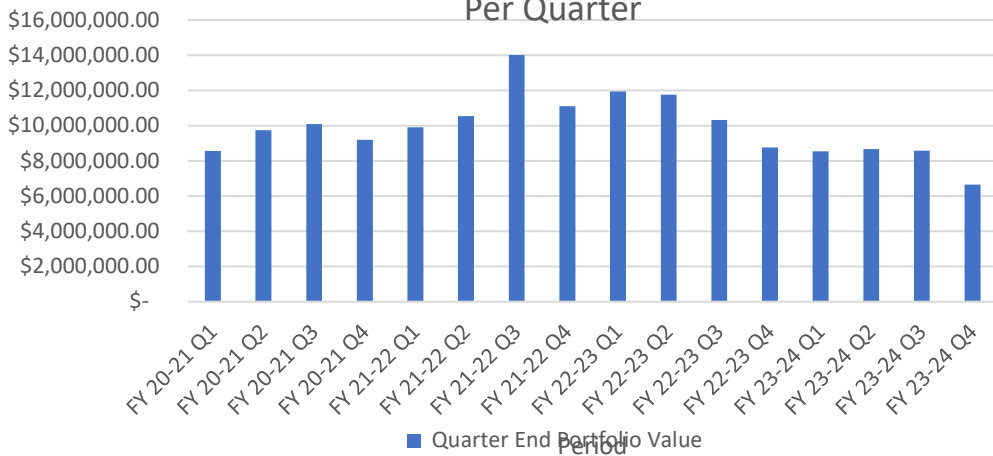
 Mercy Rushing
 City Manager

 11/22/2024
 Date

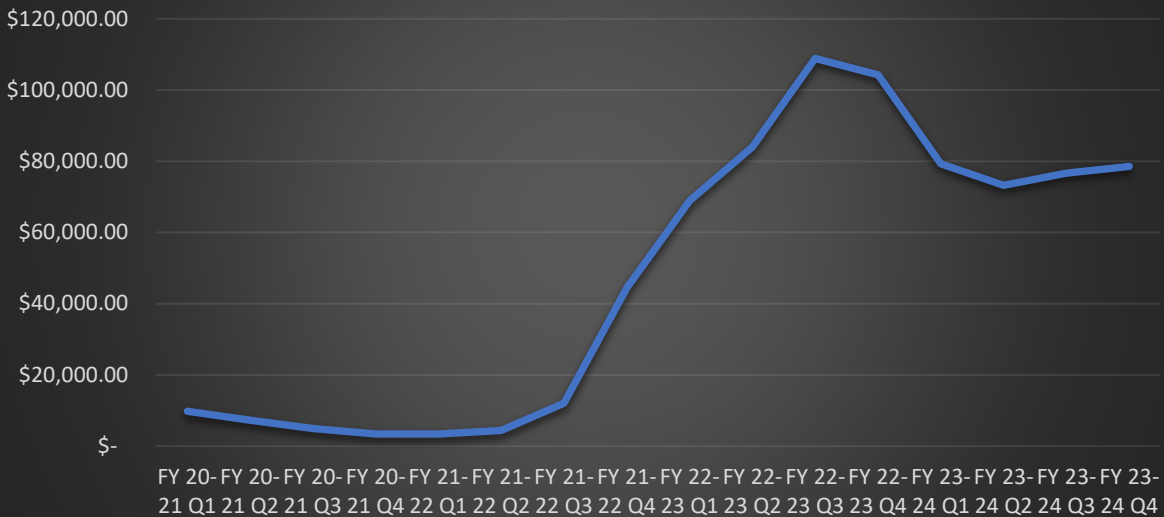
Investment Summary



Total Portfolio Balance Per Quarter



Interest Earned Per Quarter



City of Mineola, Texas
Cash and Investment Summary
For Quarter Ending September 30, 2024

Description	Investment	Avg Yield	Purchase Date	Maturity Date	Days to Maturity	Value 6/30/2024	Deposits/Purchases	Withdrawals/Maturities	Interest this Quarter	Value 9/30/2024	% of Total Portfolio	WAY	WAM
Consolidated Funds													
Consolidated Funds	LOGIC	5.34%	9/30/2024	9/30/2024	0	\$ 1,515,129.16	\$ -	\$ -	\$ 20,480.12	\$ 1,535,609.28	23%	1.23%	0.00
Consolidated Funds	TexPool Prime	5.41%	9/30/2024	9/30/2024	0	\$ 3,730,533.26	\$ -	\$ 2,000,000.00	\$ 41,387.47	\$ 1,771,920.73	27%	1.44%	0.000
Mineola EDC	TexPool Prime	5.41%	9/30/2024	9/30/2024	0	\$ 1,069,104.67	\$ -	\$ -	\$ 14,605.16	\$ 1,083,709.83	16%	0.88%	0.000
TOTAL		5.38%				\$ 6,314,767.09	\$ -	\$ 2,000,000.00	\$ 76,472.75	\$ 4,391,239.84	66%		
Cash Accounts													
Consolidated Cash	City National Bank	0.45%		9/30/2024	1	\$ 1,198,595.66	\$ 4,541,851.83	\$ 4,359,428.45	\$ 1,187.77	\$ 1,382,206.81	21%	0.09%	0.208
Grant Fund (ARPA)	City National Bank	0.40%		9/30/2024	1	\$ 0.00	\$ -	\$ -	\$ -	\$ 0.00	0%	0.00%	0.000
Grant Fund (TxCDBG)	City National Bank	0.00%		9/30/2024	1	\$ 100.00	\$ 9,029.50	\$ 9,029.50	\$ -	\$ 100.00	0%	0.00%	0.000
Investment Acct	City National Bank	0.45%		9/30/2024	1	\$ 639,096.84	\$ 2,000,000.00	\$ 2,000,000.00	\$ 725.17	\$ 639,822.01	10%	0.04%	0.096
Master Clearing	City National Bank	0.00%		9/30/2024	1	\$ 132,636.19	\$ 4,138,229.72	\$ 4,165,496.96	\$ -	\$ 105,368.95	2%	0.00%	0.016
Mineola EDC	City National Bank	0.30%		9/30/2024	1	\$ 398,134.66	\$ 49,397.55	\$ 324,887.87	\$ 146.24	\$ 122,790.58	2%	0.01%	0.018
Police Drug Seizure Fund	City National Bank	0.45%		9/30/2024	1	\$ 13,725.60	\$ -	\$ -	\$ 15.57	\$ 13,741.17	0%	0.00%	0.002
TOTAL		0.29%				\$ 2,382,288.95	\$ 10,738,508.60	\$ 10,858,842.78	\$ 2,074.75	\$ 2,264,029.52	34%		
Total Cash and Investments		1.42%				\$ 8,697,056.04	\$ 10,738,508.60	\$ 12,858,842.78	\$ 78,547.50	\$ 6,655,269.36	100%	3.69%	0.340